

Same Color as Aluminum Frames  
— Clean, Seamless Look!



Just insert into the aluminum  
frame groove!

Scan for details  
and  
installation tips.



# AL-Easy

アルイージー

Cable Protection & Bundling Tube for Aluminum Frames — AL-Easy\*

\*AL-Easy® is a registered trademark of ZIPPERTUBING(JAPAN), Ltd.

- POINT 01 Easy Bundling
- POINT 02 Simple Protection
- POINT 03 Tool-less Removal
- POINT 04 Saves Work Time



New Dedicated  
Accessories Added!

## Cable Protection & Bundling Tube for Aluminum Frames

AL-Easy® is a wiring-protection tube designed for easy installation on aluminum frame structures commonly used in production equipment, inspection units, and clean environments.

By simply pressing the tube into the frame groove, multiple cables can be neatly routed and protected. AL-Easy® not only improves appearance but also reduces installation time and minimizes rework.

\*Compliant with UL-224 VW-1 (flammability equivalent), RoHS, and 10 restricted substances.  
 \*AL-Easy® is a registered trademark of ZIPPERTUBING(JAPAN), Ltd..

### Features

**POINT 01** Easy Bundling


Cables can be routed and organized simply by pressing them into the dedicated groove—no tools required.



Press into the frame groove for quick cable bundling

**POINT 02** Simple Cable Protection

Because the tube matches the color of aluminum frames, it blends in naturally and keeps the overall appearance clean. Perfect for applications requiring neat wiring layouts.



Neatly guides and protects cables along the frame

**POINT 03** Easy Removal

AL-Easy® can be removed by hand without tools. Ideal for maintenance, cable replacement, or layout changes. The tube's shape allows cables to be easily added or removed at any time.



Lift and pull to remove—no tools needed

**POINT 04** Reduces Work Time

AL-Easy® dramatically reduces the time required for : Bundling cables, Routing cables along aluminum frames, Removing and reinstalling cables. Correcting wiring layouts during rework or maintenance

**Before**

**CUT!**

Rearranging cables on aluminum frames was time-consuming and required cutting cable ties and re-routing.

**After (with AL-Easy®)**

Simply pull the tube open, add or remove cables, and close it again—fast, clean, and efficient.

## Installation Method

STEP  
1



### Align the Tube with the Frame Groove

Check the shape of the aluminum frame groove and the engaging portion of the tube.  
Align the protruding part of the tube with the groove.

STEP  
2



### Press Down from Above

Press firmly from the top until the tube snaps securely into place.

STEP  
3



### Installation Complete


Once the tube sits flush with no gaps, installation is finished.

As shown in the photo, make sure it is fully seated.



## Introducing Dedicated Accessories

More details  
in the video



### Easy Slider

A convenient accessory that lets you slide the tube smoothly into narrow or tight frame areas.

#### Features:

- Enables smooth insertion
- Great for tight or obstructed areas
- Reduces installation effort
- Recommended for detailed routing tasks



Available Sizes: Ø20 and Ø25

### Easy Cap

A cap designed for clean corner finishing.  
Perfect for covering exposed tube ends at frame corners.

Clean, professional corner finishing with Easy Cap.



Before



After

## How to Check the Installation Size

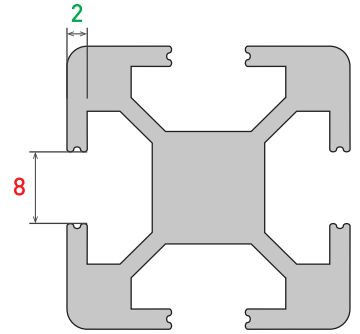
Example: WELG(8-2)025

Nominal width

Nominal thickness

Inner Diameter: 25 mm

\*Compatible with aluminum frames where the groove width and plate thickness match the diagram.



## Size Lineup

Part No.	Nominal width	Nominal thickness	Tube inner diameter (mm)	Standard Length
WELG(6-2)013	6 mm	2 mm	13	15 m
WELG(6-2)020			20	
WELG(6-2)025			25	
WELG(8-2)015	8 mm		15	
WELG(8-2)020			20	
WELG(8-2)025			25	
WELG(8-4)015	4 mm	15		
WELG(8-4)025		25		
WELG(10-6)015	10 mm	6 mm	15	
WELG(10-6)020			20	
WELG(10-6)030			30	

## Materials & Specifications

Product Name	WELG	WELY	WELA	WELW	WELB
Color Variations	Gray	Yellow	Blue	White	Black
Reference Image					
Material	Semi-rigid PVC				
Operating Temperature	-15°C to +60°C				
Flame Retardance	Equivalent to UL-224 VW-1 (non-certified)				
RoHS Compliance	Complies with RoHS (10 restricted substances)				

## Easy Slider / Easy Cap Product Codes

Product Name	Easy Slider	Easy Cap – 20mm Diameters	Easy Cap – 25mm Diameters
Part No.	WEL SLIDER	WELG CAP LA020 R40	WELG CAP LA025 R50

### Notes on Using AL-Easy®

- This product is made of PVC. Do not use in locations where it may be exposed to oils, chemicals, or environments that could cause the material to deteriorate.
- Avoid high-temperature applications requiring heat resistance.
- When cutting or installing, ensure that debris does not enter the equipment.
- Depending on your installation environment, the use of a slider tool may be recommended for smoother work.

## Contact Us

Hong Kong Office  
(KOHYEI-ZIPPER HONG KONG LTD.)

Unit 8 & 9, 27th Floor, Clifford Centre, 782 Cheung Sha Wan Road, Kowloon, Hong Kong  
PHONE: +852-3113-0800

